



**product  
catalog**  
2026



# index

## transformers

- station type ..... 9
- substation type ..... 11
- low voltage dry-type ..... 13
- single-phase pad-mounted ..... 15
- three-phase pad-mounted ..... 17

## electrical cabinets

- general purpose *himmel* ..... 23
- metering cabinets – 2 and 3 doors ..... 25
- pulse cabinets with base ..... 27

## substations and metering units

- substation NEMA 1 and NEMA 2 ..... 33
- metering unit NEMA 1 and NEMA 3R ..... 35



*“The transformation ratio is directly proportional to the number of turns in the windings”*

**trans  
for  
mers**



# transformers



station type



pad mounted type



dry type



pole / substation type



## station-type transformer

One of the most widely used units in commercial and industrial applications, as it can be integrated into both enclosed and open electrical substations.

Used to supply power to restaurants, cinemas, hotels, industrial parks, among others. Delta station-type transformers, compliant with NMX-J-284-ANCE, offer capacities from 225 kVA up to 5000 kVA, with voltages up to 34.5 kV and a basic impulse insulation level (BIL) of up to 200 kV.

### features

- External off-circuit tap changer, 5 positions,  $\pm 2$  steps above and below nominal, 2.5% per step.
- High- and low-voltage bushings with connectors suitable for aluminum or copper conductors.
- Reinforced carbon steel tank designed to withstand internal pressures.
- Pressure relief valve for internal overpressure.
- Connection: Delta–Wye.
- Suitable for normal environments and warm climates.

### applicable standards

NMX-J-284-ANCE  
and NMX-J-169-ANCE  
for 750 kVA or higher.  
NMX-J-116-ANCE for 225 kVA  
to 500 kVA.

Used in electrical distribution or underground networks.

Primarily designed for private environments (commercial or industrial), built for heavy-duty operation.

Fully sealed, with high resistance to harsh and extreme conditions.

**applications**

These units are used in distribution systems such as:

- Urban areas
- Rural areas
- Pumping stations
- Industrial parks

**advantages**

- 100% guaranteed rated capacity (kVA)
- Cost-effective
- Free from explosion or fire risk
- Maximum safety

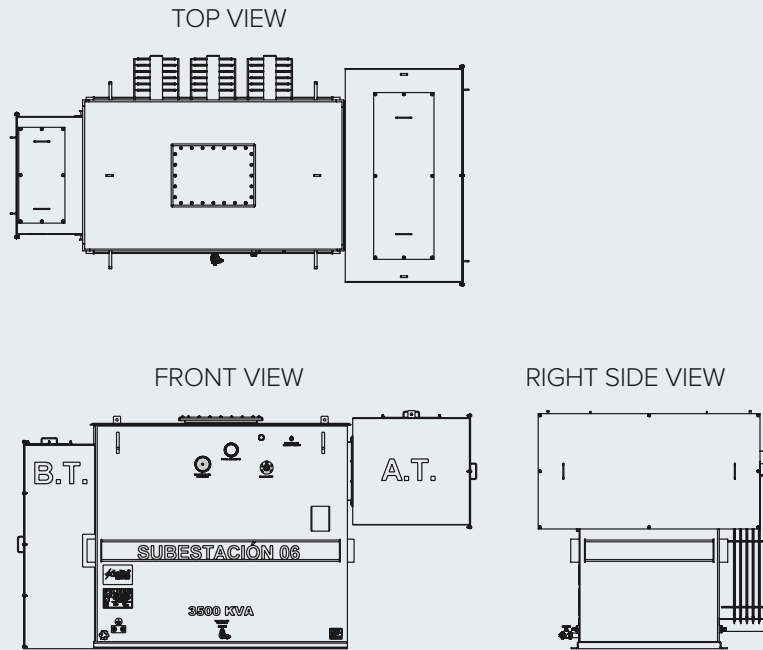
**overviews**



**pole / substation-type transformer**

In the installation of distribution networks, electric utilities may choose to deploy three-phase overhead lines, depending on factors such as load density, voltage levels, and specific equipment requirements, among others.

The use of three-phase transformers is well-suited for these applications, and Delta Transformadores offers a product line designed to meet these needs.



**features**

- External off-circuit tap changer, 5 positions,  $\pm 2$  steps above and below nominal, 2.5% per step.
- High- and low-voltage bushings with connectors suitable for aluminum or copper conductors.
- Reinforced carbon steel tank designed to withstand internal pressures.
- Pressure relief valve for internal overpressure.
- Connection: Delta–Wye.
- Suitable for normal environments and warm climates.

**applicable standards**

- NOM-002-SEDE
- NMX-J-116-ANCE
- NMX-J-123-ANCE
- NMX-J-169-ANCE

Used in overhead electrical distribution networks, whether public or private.

Suitable for private use (residential, commercial, or industrial).

Space-saving design with quick installation.

**applications**

- These units are used in distribution systems such as:
- Urban areas
  - Rural areas
  - Residential developments
  - Small industries and commercial facilities
  - Recreational centers
  - Pumping stations

**advantages**

- 100% guaranteed rated capacity (kVA)
- Cost-effective
- Free from explosion or fire risk
- Maximum safety
- Compact design

**overviews**

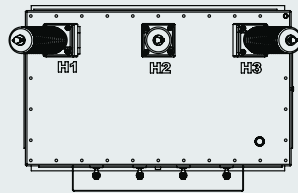


**low-voltage  
dry-type  
transformer**

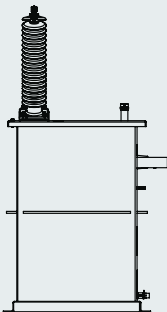
These units use ambient air as the cooling medium —along with insulation— for their windings and components.

Their main function is the same as liquid-filled transformers: to adjust voltage levels from primary to those used in industrial, residential, and general applications.

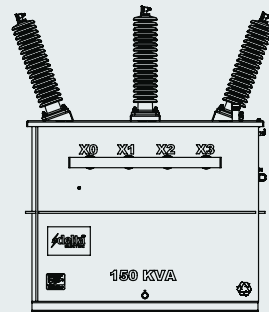
TOP VIEW



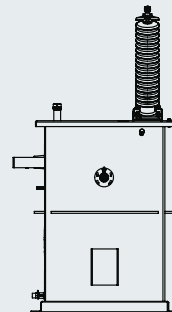
LEFT SIDE VIEW



FRONT VIEW



RIGHT SIDE VIEW



**features**

- Windings made with high-conductivity conductors and Class H insulation.
- Laminated cores made of grain-oriented steel grade M-4 and MOH.
- Insulation system rated at 220°C, impregnated with non-flammable, solvent-free insulating resin (Class H).
- 9 taps of 10 volts each, ranging from 420 to 500 volts.
- Steel enclosure with electrostatically applied powder coating in ANSI 49 gray.
- Temperature rise options: 80°C, 115°C, or 150°C.
- Available capacities from 5 kVA to 500 kVA.
- Windings available in Cu–Cu or Al–Al.

**applicable standards**

- NMX-J-351-ANCE
  - NMX-J-116-ANCE
  - NMX-J-285-ANCE
- Used to increase or decrease primary or secondary voltage levels up to a maximum of 600 V.
- Suitable for commercial or industrial use.
- Compact, with no risk of fire or explosion.
- Can be installed in indoor or outdoor electrical systems.

**applications**

- Industrial
- Commercial
- Connected to the main substation voltage
- 420V to 500V supply for general machinery
- 220/127V supply for general services

**advantages**

- 100% guaranteed rated capacity (kVA)
- Cost-effective
- Free from explosion or fire risk
- Maximum safety
- Compact design

**overviews**

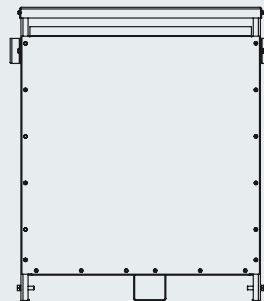
TOP VIEW




LEFT SIDE VIEW



FRONT VIEW



RIGHT SIDE VIEW



single-phase  
**pad-mounted transformer**

Electric demand has grown significantly, as modern environments depend on a continuous flow of electricity, requiring more reliable systems. Safety and aesthetics have driven the adoption of underground distribution in the country—needs that Delta Transformadores addresses with its line of single-phase pad-mounted transformers.

**features**

- 65°C temperature rise (55°C available upon request).
- External off-circuit tap changer, 5 positions,  $\pm 2$  steps above and below nominal, 2.5% per step (available upon request).
- Medium-voltage well-type bushings.
- Low-voltage bushings with spade-type connectors.
- Expulsion fuse in series with fuse link (current-limiting fuse available upon request).
- Enclosed cabinet with lockable provision.
- Welded tank cover.
- Tank made of carbon steel or stainless steel.

**applicable standards**

- NOM-002-SEDE
- NMX-J-285-ANCE
- NMX-J-123-ANCE
- NMX-J-169-ANCE
- Compliant with ANSI IEEE*

Used in underground electrical distribution networks and installed outdoors.

Safe, compact, and aesthetically designed, providing multiple protection features.

Primarily used in residential developments (housing subdivisions).

## applications

Optimization of reliability, safety, and aesthetics in:

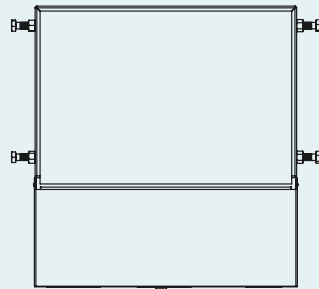
- Residential developments
- Tourist developments
- Shopping centers
- Recreational centers
- Hotels

## advantages

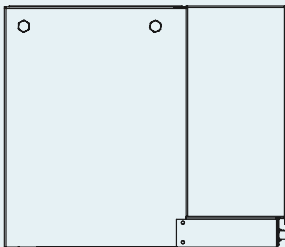
- Enhanced safety
- Increased property value
- Elimination of visual pollution
- Ease of access

## overviews

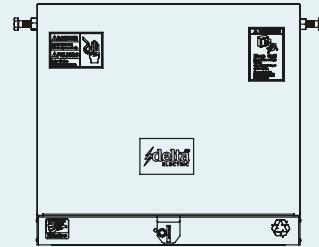
TOP VIEW



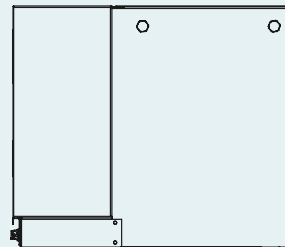
LEFT SIDE VIEW



FRONT VIEW



RIGHT SIDE VIEW



## three-phase pad-mounted transformer

Designed for outdoor operation, mounted on a concrete pad. It features an integrated tamper-resistant cabinet that houses accessories and connection terminals.

## features

- Dead-front accessories.
- Operation type: radial or loop feed.
- Connections: Delta or Wye, depending on required specifications.
- Tap changer with 5 taps of 2.5%.
- Capacities from 30 kVA up to 2500 kVA.
- Voltage class: 15 kV, 25 kV, 34.5 kV.
- Winding conductors available: Cu-Cu, Al-Al, or Cu-Al.

## applicable standards

NMX-J-285-ANCE  
 NMX-J-169-ANCE  
 NOM-002-SEDE  
 Compliant with ANSI IEEE

Used in underground electrical distribution networks and installed outdoors.

Safe, compact, and aesthetically designed, providing multiple protection features.

Suitable for residential, commercial, or industrial use.

**applications**

Used in locations where safety and appearance are key factors, such as:

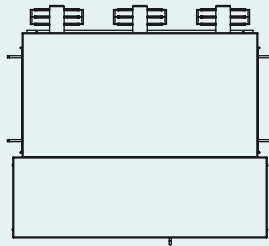
- Commercial developments
- Tourist developments
- Office and/or residential buildings
- Hotels
- Hospitals
- Wind farms
- Small and medium-sized industries

**advantages**

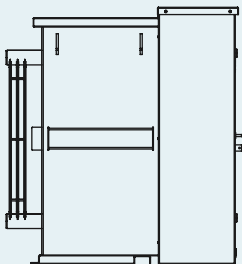
- Requires minimal space
- Safer, as there are no accessible live parts, allowing installation in restricted public areas
- Functions as a complete substation
- Minimal maintenance
- Self-protected
- Easy service restoration after an outage

**overviews**

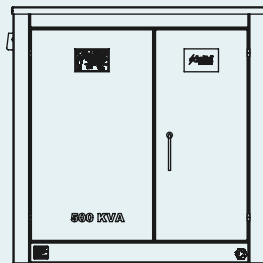
TOP VIEW



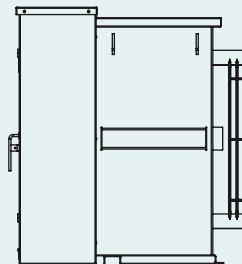
LEFT SIDE VIEW



FRONT VIEW



RIGHT SIDE VIEW

**ca  
bi  
nets**

# e9ef847fn9



**general use**  
*Himmel*



**metering**  
**2 doors**



**metering**  
**3 doors**



**pulse electrical cabinet**  
**with stand**



# electrical cabinet

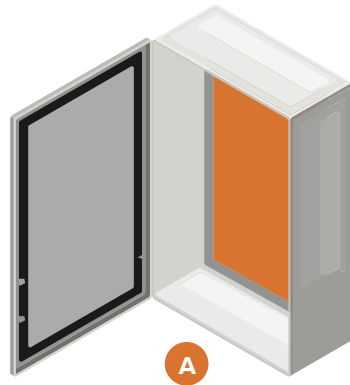
## general use *himmel*

Designed for proper operation, distribution, and control of electrical power in industrial, commercial, and residential installations. They can be used to protect electrical and electronic instruments, motor controls, electrical wiring distribution, among others.

### specifications

Material	A36 carbon steel sheet
Gauge	16 or 18
Type	Flush-mounted / Surface-mounted
Application	Indoor / Outdoor
Coating	Electrostatic polyester powder coating
Color	Beige / Gray
Curing Process	Oven-baked at 120°C
Protection	NEMA 3R, includes gasket





**B**

\* Dimensions (cm)  
A = Width  
B = Height  
C = Depth

**A**


A	B	C
25	20	15
25	30	15
30	25	15
30	30	15
30	30	20
40	30	20
40	40	20
50	40	20
50	40	25
50	50	25
50	50	30
60	40	20
60	40	25
60	50	20
60	60	20
60	60	25
60	60	30
70	50	20
70	50	25
80	60	30
100	80	25
100	80	30
120	80	30
120	100	30
120	110	35
200	100	35

## overviews


TOP VIEW




FRONT VIEW



LEFT SIDE VIEW



RIGHT SIDE VIEW



## electrical cabinet

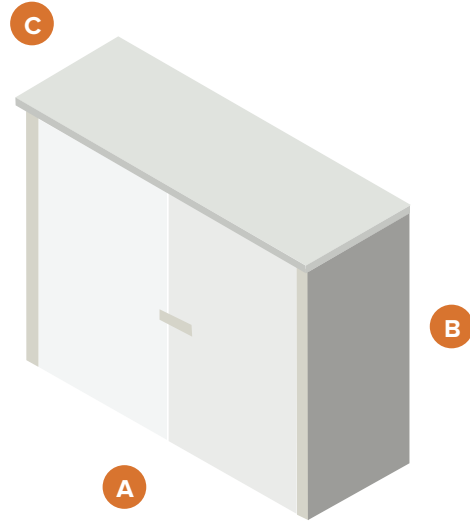
### metering 2 & 3 doors

Our electrical cabinets are ideal for outdoor use. They feature separated compartments for metering and breaker sections. Internally, they protect instruments and electrical equipment; additionally, they provide space for current transformers and metering devices. They are suitable for outdoor exposure and are rated NEMA 3R.

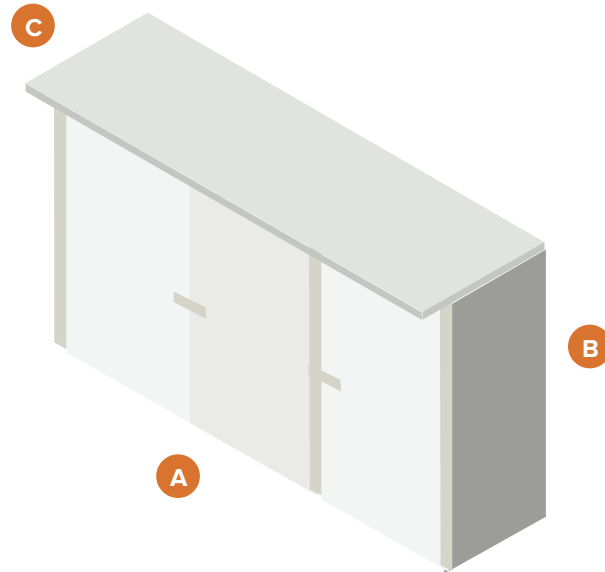
## specifications

Material	A36 carbon steel sheet
Gauge	20
Application	Indoor / Outdoor
Coating	Electrostatic polyester powder coating
Color	Beige / Gray
Curing Process	Oven-baked at 120°C
Protection	NEMA 3R, includes gasket





A	B	C
90	60	35
90	90	35
90	100	35
90	120	35
100	60	35



A	B	C
150	90	35

\* Dimensions (cm)  
 A = Width  
 B = Height  
 C = Depth

## electrical cabinet

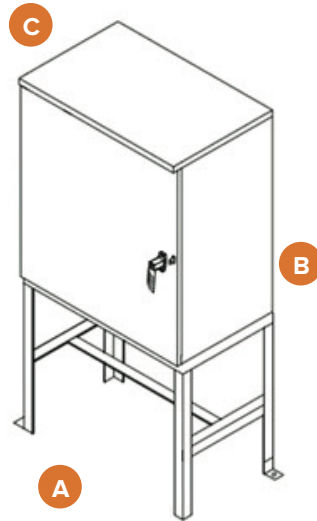
### pulse with stand

Our electrical cabinets are ideal for outdoor use. They feature separated compartments for metering and breaker sections. Internally, they protect instruments and electrical equipment; additionally, they provide space for current transformers and metering devices. They are suitable for outdoor exposure and are rated NEMA 3R.



### specifications

Material	A36 carbon steel sheet
Gauge	12, 14, 16
Application	Outdoor
Coating	Electrostatic polyester powder coating
Color	Gray
Curing Process	Oven-baked at 120°C
Protection	NEMA 3R, includes gasket
Installation	Mounting type



A	B	C
150	90	35

\* Dimensions (cm)  
 A = Width  
 B = Height  
 C = Depth



substations  
and metering units

# hNsh8n87v0h



**substation  
NEMA 1**



**substation  
NEMA 3R**



**metering unit  
NEMA 1**



**metering unit  
NEMA 3R**



**VALVULA DE DRENADO**



## substation

### NEMA 1 & NEMA 3R

A compact substation is composed of modular cells. These cells together form an arrangement, and each arrangement is designed to meet customer requirements, or clients may select from standard configurations that we offer.



**advantages**

Compact substations provide the following capabilities:

- Switching operations (connection and disconnection) of medium-voltage distribution networks under load.
- Connection and disconnection of distribution transformers.
- Used as medium-voltage feeder panels in industrial and commercial applications.



**metering unit**

**NEMA 1 & NEMA 3R**

Metering units are designed to meet the requirements of multiple metering applications. From a main electrical cabinet for service entrance, branch sections are connected for final circuits supplied through branch breakers.

By using horizontal main bus bars, the number of branch meter positions is limited only by the available physical space and the current capacity of the main electrical cabinet.





**contact us:**

Phone: 81 1526 2389

E-mail:

[Ventas@deltaelectric.com.mx](mailto:Ventas@deltaelectric.com.mx)

[manuel.mosqueda@deltaelectric.com.mx](mailto:manuel.mosqueda@deltaelectric.com.mx)

[www.deltaelectric.com.mx](http://www.deltaelectric.com.mx)